

Fraser Health Together

Toxic Drug Response Update

June 19, 2023

Figure 1: Illicit drug toxicity deaths within Fraser Health, January 2013 to April 2023

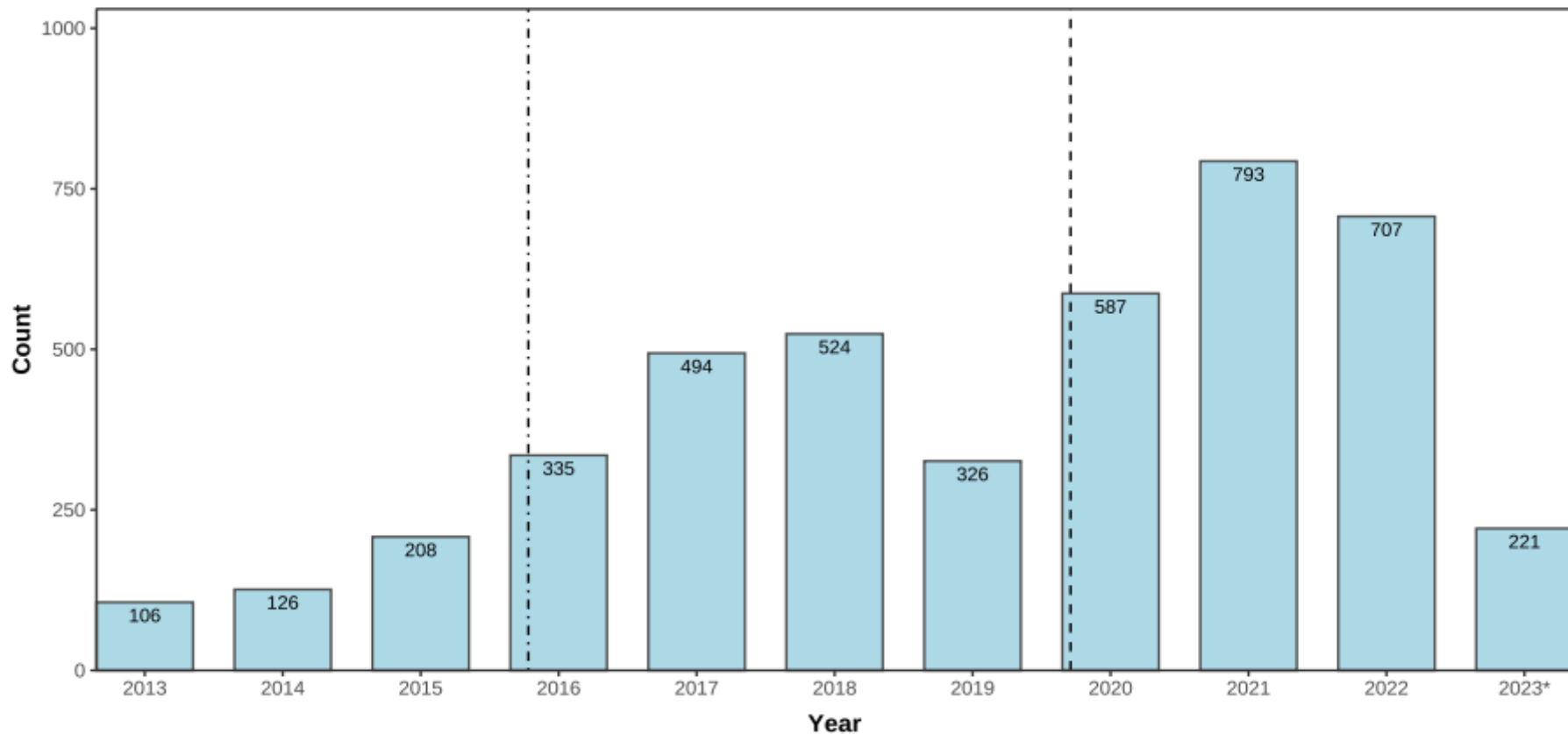
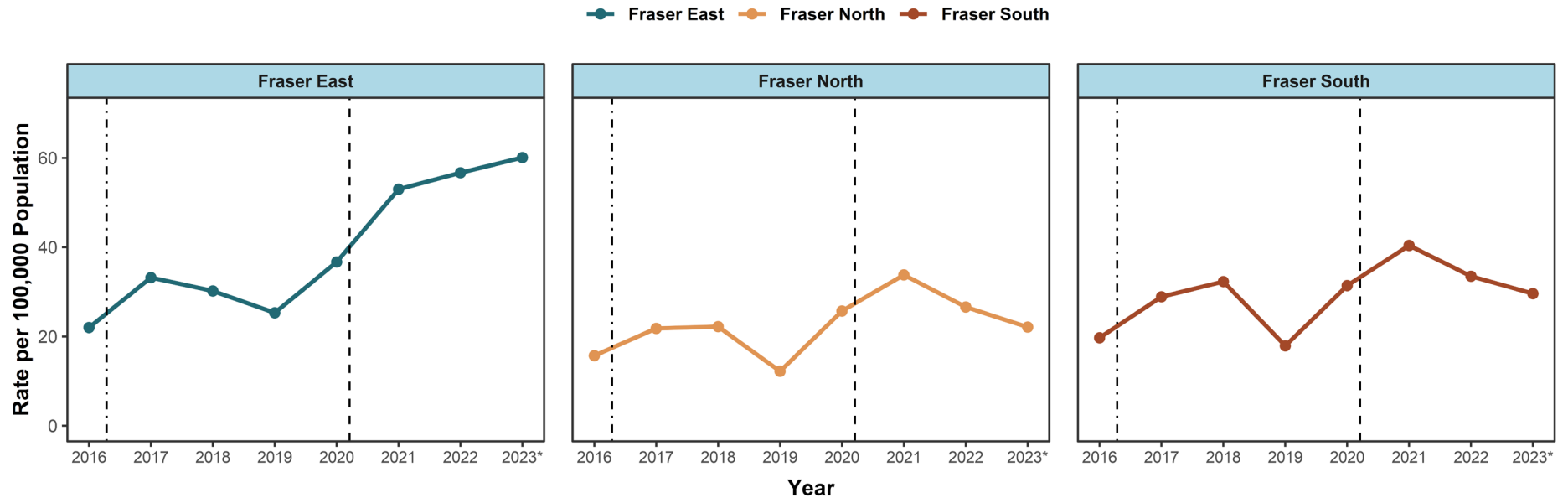


Table 1: Illicit drug toxicity deaths within Fraser Health, January 2022 to April 2023

Community**	Jan-Apr 2023	Jan-Dec 2022	% Change (2023* vs. 2022)
Fraser East			
Abbotsford	30	93	-3
Chilliwack	28	50	68
Fraser North			
Burnaby	9	69	-61
Coquitlam	8	33	-27
New Westminster	10	31	-3
Fraser South			
Langley	17	42	21
Surrey	71	240	-11
Other Communities	48	149	-3
Fraser Health	221	707	-6
BC	814	2,340	4

Data source: BC Coroners Service to Apr 30, 2023.

Fraser East is the only HSDA with an increase rate in 2023* relative to 2022



Toxic drug supply emergency declared on 14 April 2016 (two dash grey line)

COVID-19 emergency declared on 17 March 2020 (short dash grey line)

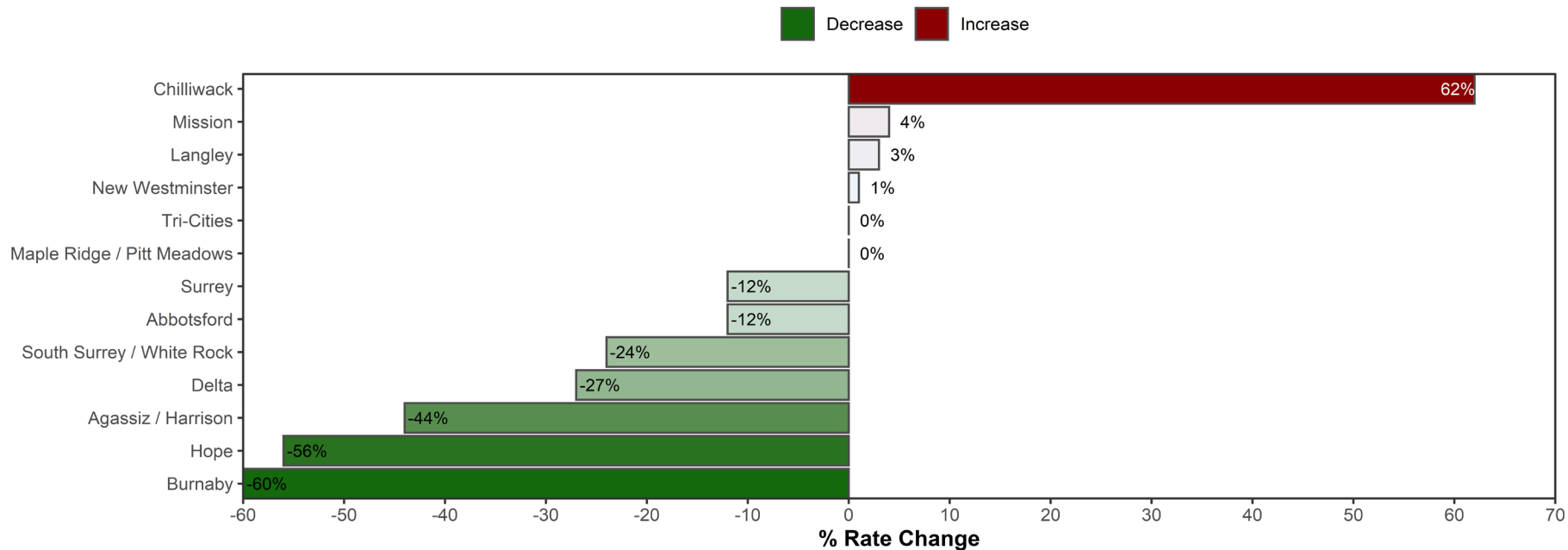
Data source: BC Coroners Service. Preliminary data, numbers subject to change. Numbers include both open and closed cases.

Illicit drug toxicity deaths reported by BC Coroners Service include those involving street drugs (heroin, cocaine, MDMA, methamphetamine, etc.), medications that were not prescribed to the deceased but obtained on the street, from unknown means, and where the origin of drug is unknown.

* To April 2023; rate annualized based on available months for 2023.

**HSDA assigned based on location of injury and if that is missing, location of death.

Rates increased in 4 LHAs

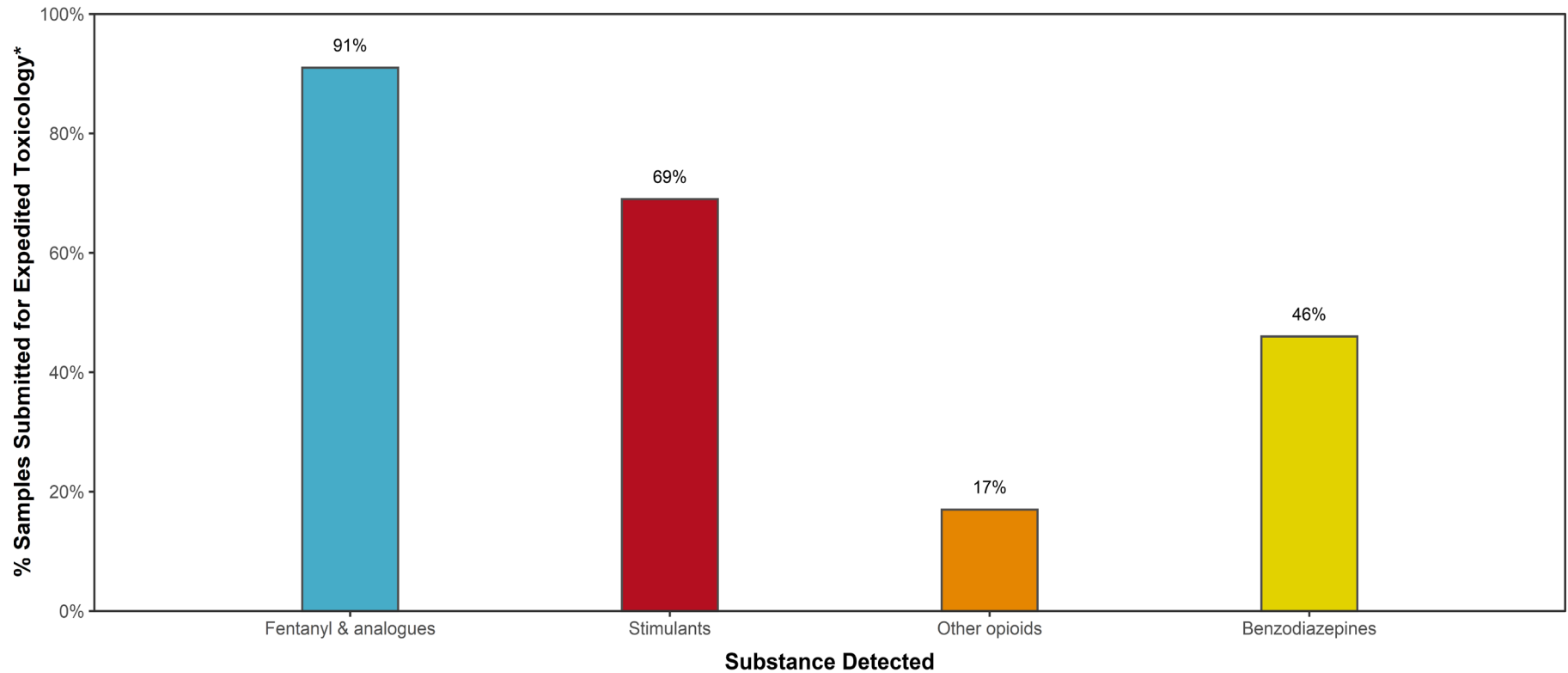


Data source: BC Coroners Service. Preliminary data, numbers subject to change. Numbers include both open and closed cases.

Illicit drug toxicity deaths reported by BC Coroners Service include those involving street drugs (heroin, cocaine, MDMA, methamphetamine, etc.), medications that were not prescribed to the deceased but obtained on the street, from unknown means, and where the origin of drug is unknown.

LHA assigned based on location of injury and if that is missing, location of death.

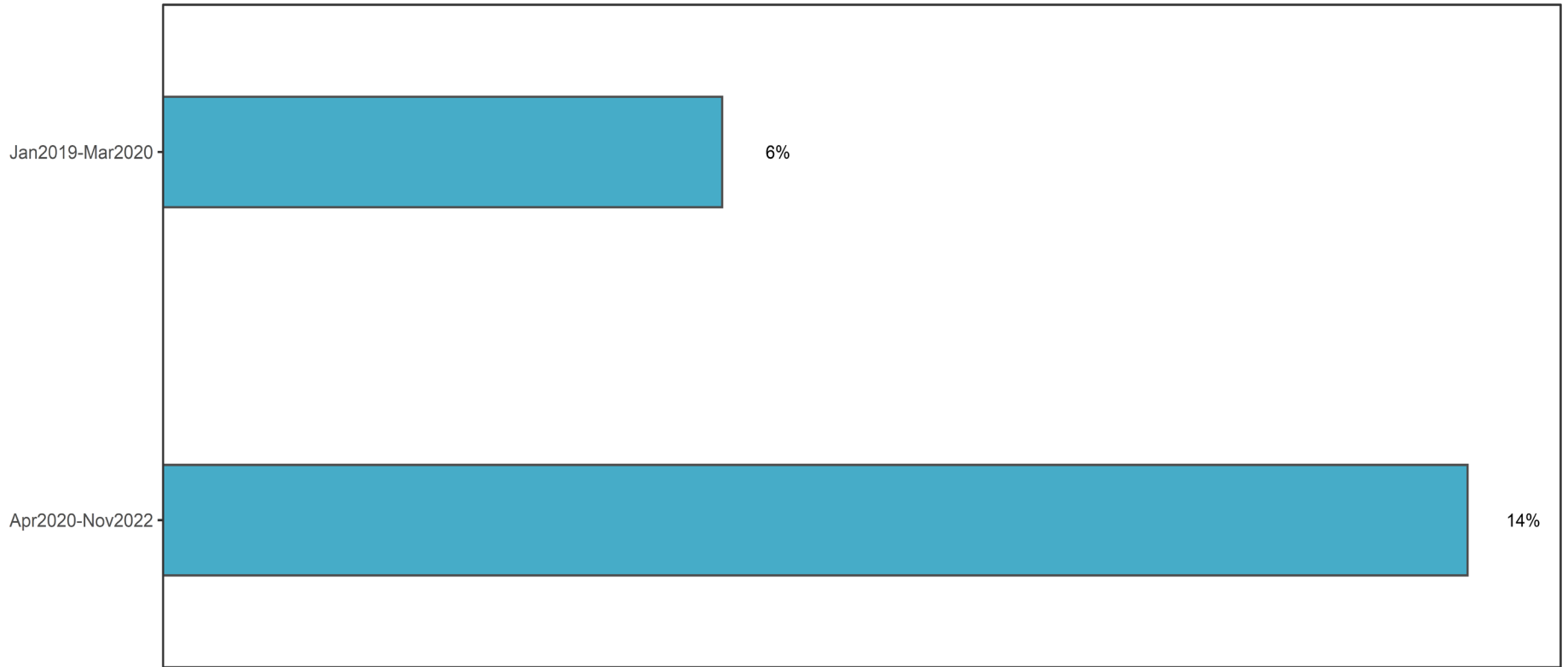
* Includes data up to the most recent complete quarter of the year (March, 2023); rates annualized based on available complete quarters in 2023.



Data source: BC Coroners Service, Jul 2020 to Dec 2022.

Preliminary data, numbers subject to change with confirmatory testing.

* Samples submitted for expedited testing are a subset of all illicit drug toxicity deaths where initial investigation indicates drug toxicity related death.



Data source: BC Coroners Service, Preliminary data, numbers subject to change as more tests are completed.
Extreme fentanyl concentrations defined as 50µg/L and higher.
Data based only on cases where fentanyl concentrations were available.