

# MISSION

## ARE CHILDREN IN YOUR COMMUNITY ADEQUATELY PROTECTED?

Percent of 2-year olds in Mission immunized against specific diseases, fiscal year 2024<sup>1\*</sup>

**MEASLES/MUMPS**  
CONTAINING VACCINE

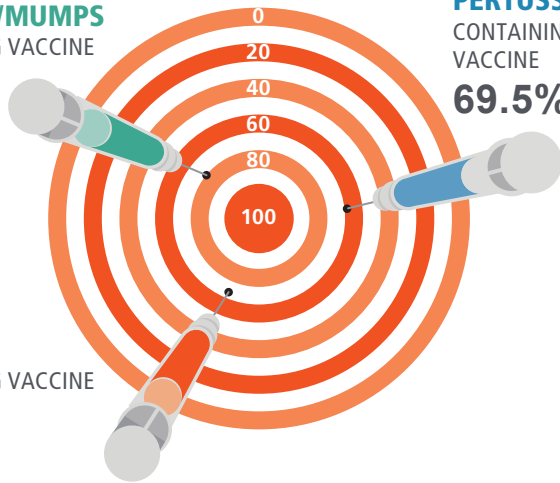
**79.4%**

**PERTUSSIS**  
CONTAINING VACCINE

**69.5%**

**POLIO**  
CONTAINING VACCINE

**72.0%**



## UP-TO-DATE 2-YEAR OLD IMMUNIZATION RATES<sup>1</sup>

↑ ABOVE AVERAGE ↓ BELOW AVERAGE

FISCAL YEAR*	MISSION	FRASER HEALTH
2024	67.4%	70.8%
2019-2023 5 year average	71.4%	71.6%

## IMMUNIZATION COVERAGE RATES

AMONG SCHOOL-AGE CHILDREN 2024/25 school year<sup>2</sup>

↑ ABOVE AVERAGE ↓ BELOW AVERAGE

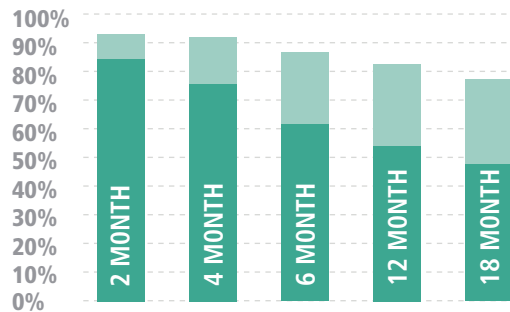
GRADE	DISEASE	MISSION	FRASER HEALTH
GRADE 6	HPV	55.1%	65.7%
GRADE 9	PERTUSSIS	66.2%	71.3%
	TETANUS/DIPHTHERIA	66.2%	71.6%
	MENINGOCOCCAL	65.1%	73.0%
	HPV	70.9%	70.9%

Grade 6 and 9 students are offered HPV (Gr 6), Meningococcal (Gr 9), Tdap (Gr 9), and all other missing vaccines. During 2024-25 school year, HPV still followed a 2-dose schedule for immunocompetent individuals aged 9 to 20. In the 2-year old and school-age children coverage tables above, **green** indicates community coverage is above the Fraser Health average and **orange** indicates community coverage is below the Fraser Health Average.

## MOST KIDS BEGIN THEIR IMMUNIZATIONS BUT FALL BEHIND SCHEDULE

**94% OF 2 YEAR OLDS** in Fraser Health receive at least some immunizations<sup>3</sup>. With each scheduled visit, the number of children receiving their vaccines on time decreases. By 18 months of age, only 48% of Fraser Health children get their vaccines on time, leaving most children under-protected against many diseases<sup>3</sup>.

■ LATE receipt of vaccine  
■ ON TIME receipt of vaccine



## HUMAN PAPILLOMAVIRUS INFECTION (HPV)

BC Target: 90% of youth immunized for HPV by 2026<sup>4</sup>

**71%**

Grade 9  
Up-To-Date  
on HPV<sup>2</sup>

The HPV vaccine protects against HPV infections that can cause various types of cancer<sup>5</sup>. The vaccine works best when given at a young age<sup>5</sup>. In British Columbia, it is offered and provided for free to students in Grade 6 and older.

## IMMUNIZATION RECORDS

**65%**  
School-age children with complete immunization records<sup>2</sup>

Having complete immunization records helps public health control the spread of diseases that vaccines can prevent.

## WHAT CAN YOU DO TO SUPPORT IMMUNIZATIONS IN YOUR COMMUNITY?

- ✓ **Talk to your friends and family** about the importance of staying up-to-date on immunizations.
- ✓ **Check if your family's immunizations are up-to-date** by reviewing your records on Health Gateway.
- ✓ If you were already immunized, but the vaccine is missing from your record on Health Gateway, **submit the missing record to Fraser Health Public Health.**
- ✓ **Book an appointment** to get any other immunizations that you have missed.

For more information, go to [fraserhealth.ca/immunizations](https://fraserhealth.ca/immunizations) or call your local public health unit.



### DATA SOURCES

- Panorama— Immunization Coverage by Age – 2 year olds report (FY2024)
- Panorama— VSRR Coverage Report for School Age Children (incl. HB and HPV) and by Antigen (School year 2024 – 25)
- Paris - Fraser Health immunization data (2020/2021 birth cohort)
- Province of British Columbia, Cancer Care You Can Count On — Multi-year Policy Framework To Deliver Cancer Care in B.C., 2023
- ImmunizeBC, Protect your child from cancer with the HPV vaccine, 2022

\*Refers to the fiscal year (FY) beginning on April 1, 2024 and ending on March 31, 2025  
Prepared by: Fraser Health Population Health Observatory

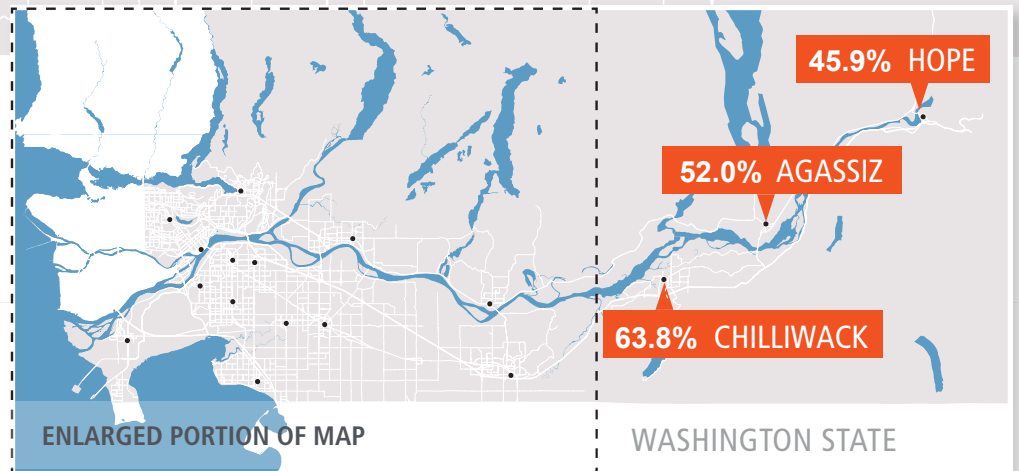
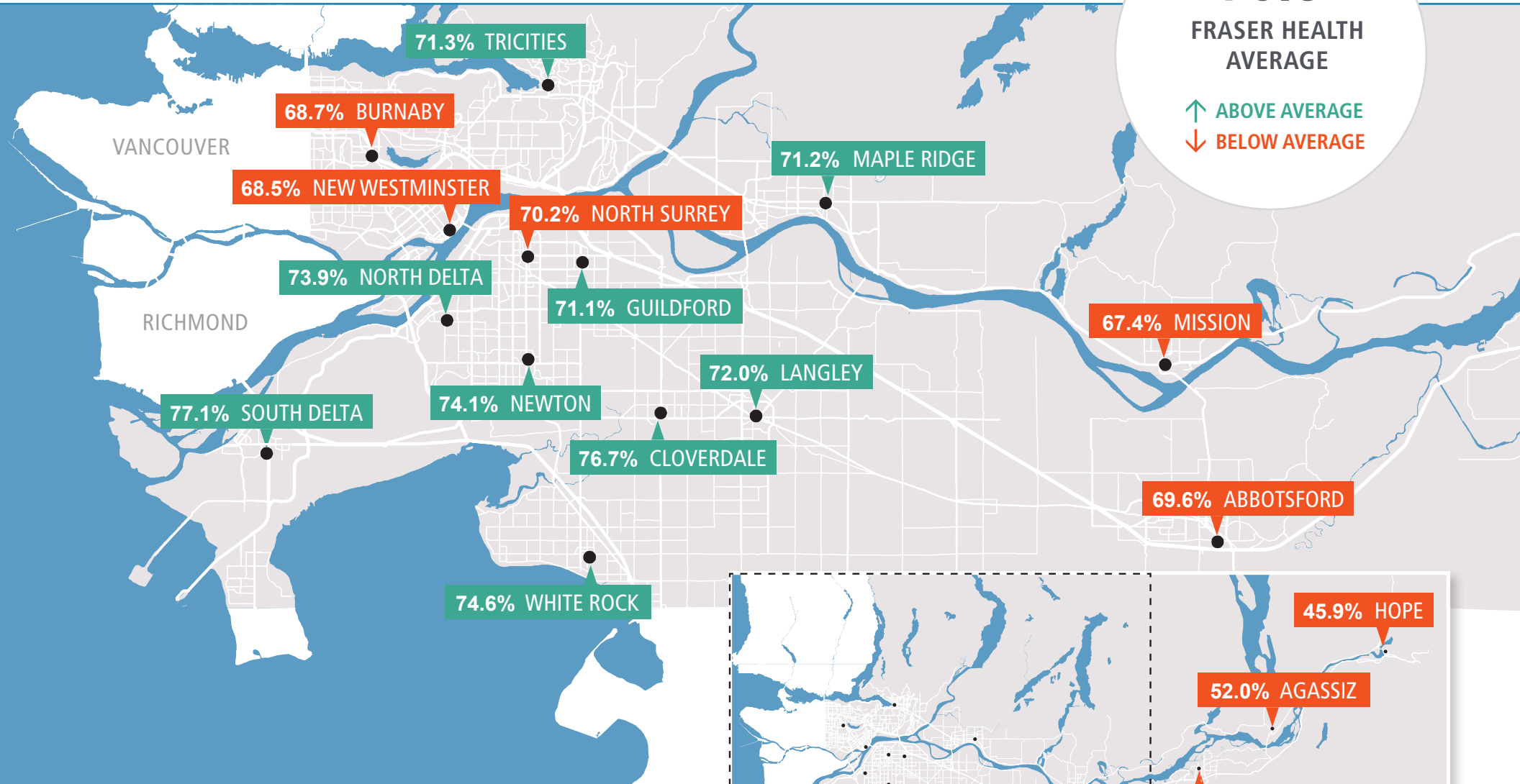
PERCENT OF 2-YEAR OLDS WHO ARE FULLY IMMUNIZED FOR AGE IN FISCAL YEAR 2024<sup>1\*</sup>

TOGETHER WE CAN BETTER PROTECT OUR COMMUNITIES

70.8%

FRASER HEALTH  
AVERAGE

↑ ABOVE AVERAGE  
↓ BELOW AVERAGE



MISSION PUBLIC HEALTH UNIT

#304 - 32555 London Ave,  
Mission, B.C. V2V 6M7

Phone: 604.814.5500

Fax: 604.826.0421

DATA SOURCES

1. Panorama—Immunization Coverage by Age—2 year olds report (FY2024)

\*Refers to the fiscal year (FY) beginning on April 1, 2024 and ending on March 31, 2025