

Tool 18: Personal Protective Equipment

Personal Protective Equipment

Everyone entering the room of an ill resident on Droplet Precautions must wear the following PPE when entering a room, giving direct care, performing environmental cleaning, delivering meal trays etc.






- Level 2 Gown
- Mask
- Eye Protection
- Gloves

If wearing a mask - in room <ul style="list-style-type: none">• Remove and discard mask• Perform hand hygiene• Put on a new mask and clean eye protection after leaving the room	If wearing an N95 respirator - in hallway or anteroom <ul style="list-style-type: none">• Remove and discard mask• Perform hand hygiene• Put on a new mask and clean eye protection after leaving the room
---	---

See Poster Below.







Donning and Doffing Personal Protective Equipment (PPE)

Donning PPE




1.	Perform hand hygiene	
2.	Put on gown <ul style="list-style-type: none"> • Tie neck and waist ties securely 	
3.	Put on a procedure mask/N95 respirator <ul style="list-style-type: none"> • Place mask over nose and under chin • Secure ties, loops and straps • Mould metal piece to your nose bridge • Perform seal-check for N95 respirator 	
4.	Put on eye protection/face shield <ul style="list-style-type: none"> • Put on eye protection/face shield and adjust to fit • Face shield should be fit over brows 	
5.	Put on gloves <ul style="list-style-type: none"> • Put on gloves, taking care not to tear or puncture • Fit glove over cuff of gown 	

Donning and Doffing Personal Protective Equipment (PPE)

DoFFing PPE

1.	<p>Remove gloves</p> <ul style="list-style-type: none"> • Grab outside edge near the wrist and peel away, rolling the glove inside out • Reach under the second glove and peel away • Throw into garbage immediately 	
2.	Perform hand hygiene	
3.	<p>Remove gown</p> <ul style="list-style-type: none"> • Untie the neck ties • Untie the waist ties • Pull the gown forward using the outer contaminated side at shoulder area • Turn inward and roll off the arms into a bundle • Place cloth gown in linen hamper. If disposable gown is used, place it in general waste 	
4.	Perform hand hygiene	
5.	<p>Remove eye protection/face shield</p> <ul style="list-style-type: none"> • Make sure you only handle the back straps of the face shield. Avoid contact with front of face shield • Discard immediately into garbage • Make sure you only handle the sides of the goggles/glasses • Disinfect goggles/glasses if re-usable 	
6.	Perform Hand Hygiene	

Donning and Doffing Personal Protective Equipment (PPE)

7.	<p>If wearing a N95 respirator, it must be removed outside of the resident's room after closing the door</p> <ul style="list-style-type: none"> • Pull bottom strap over the back of your head, followed by the top strap • Do not touch the front of the respirator • Discard immediately into garbage 	
8.	Perform Hand Hygiene	
9.	<p>Remove procedure mask/ N95 respirator</p> <ul style="list-style-type: none"> • Grab only the ties/ear loops/straps • Untie bottom tie then top tie or grasp straps or ear loops. • Pull forward off the head, bending forward to allow mask/respirator to fall away from the face. • Discard immediately into garbage. 	
10.	Perform hand hygiene	