

## Provincial Overdose Emergency Monthly Situational Report – April 2018

---

**This report covers the Fraser Health region. Availability of data varies by source.** All data are preliminary and subject to change as additional information is received.

**Illicit Drug Overdose Deaths:** There were more overdose deaths in March (n=45) compared to February (n=39). Overdose deaths to March 2018 were 6% lower than the first three months of 2017 but 55% higher than the first three months of 2016. In the first three months of 2018, fentanyl was detected in 81% of illicit drug overdose deaths in Fraser Health. Fentanyl-detected illicit drug deaths so far in 2018 are at the same level as in 2017.

**Suspected Overdose Events treated in Emergency Departments:** There was an increase in the number of suspected overdose events seen in Fraser Health Emergency Departments between March and April 2018 (326 vs. 363, respectively).

**Suspected Overdose Events attended by paramedics:** BC Ambulance responded to fewer suspected overdoses in March 2018 compared to February (342 vs. 364, respectively). Across Fraser Health, 26% of people treated for overdose declined transport to additional health services in 2018.

**Take Home Naloxone:** 380 new sites have joined since April 2016, bringing the total number of active Take Home Naloxone sites in Fraser Health to 406. There were 3,362 kits dispensed from January to March 2018.

### Actions in Fraser Health:

#### Take Home Naloxone:

Fraser Health is working to address geographic barriers to THN kits and education by exploring new potential distribution sites in rural and remote areas in Fraser East.

#### Supervised Consumption Services and Overdose Prevention Sites:

An initial build of a smartphone application that allows for self-monitoring of people who use drugs alone was completed in April, and beta testing is currently underway.

#### Mental Health & Substance Use Services:

Renovations continue at the future site of an injectable opioid agonist treatment (iOAT) clinic in North Surrey.

#### Community-Based Response and Prevention:

[Connection Saves Lives](#) public event was held at Surrey City Centre Library; additional Surrey overdose community dialogues will take place in May 2018.

Planning began for a community overdose dialogue hosted by the Lower Mainland Purpose Society in New Westminster to be held in May 2018.

Please visit [fraserhealth.ca/overdose](http://www.fraserhealth.ca/overdose) to learn more about the Overdose Public Health Emergency and to find out where to obtain naloxone.

## Illicit Drug Overdose Deaths – Fraser Health Region

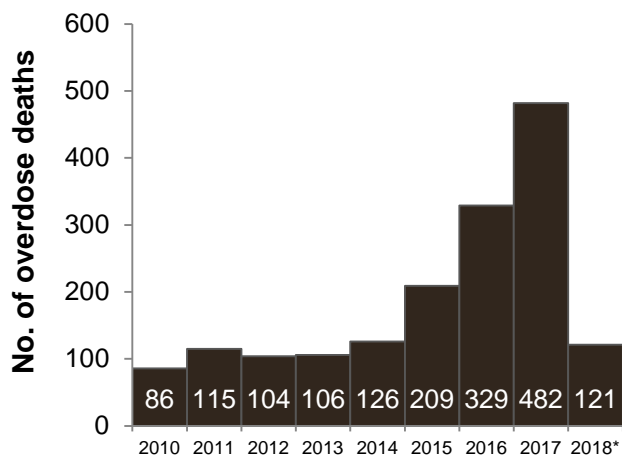
*Data Source: BC Coroner Service (additional details below). Preliminary data, numbers subject to change.*

Overdose deaths within Fraser Health increased sharply in 2015 (Figure 1) and continue to be higher than historical levels. In Fraser Health, there were 45 overdose deaths in March 2018 (Appendix – Figure 2).

From January to March 2018:

- The annualized rate, per 100,000, of overdose deaths was lower in Fraser Health (26.3) compared to B.C. (32.1).
- In Fraser Health, overdose deaths during the first three months of 2018 were 6% lower than the first three months of 2017 but 55% higher than the first three months of 2016.
- Fentanyl has been detected in 81% of overdose deaths in the region in 2018, compared to 80% in 2017 and 64% during 2016.

**Figure 1. Number of illicit drug overdose deaths within Fraser Health.**



*Data Source: BC Coroner Service.*

## Emergency Department – Suspected Overdose Events

*Data Source: Fraser Health Emergency Departments (Additional details below). Preliminary data, numbers subject to change.*

During April 2018, there was an increase in the number of suspected overdose events seen at Fraser Health Emergency Departments (EDs). There were 363 suspected overdose events in April compared with 326 events in March 2018 (Appendix – Figure 3).

From January to April 2018:

- There were 1,313 suspected overdose events seen at Fraser Health EDs (Appendix – Table 2).
- The majority of overdose events were among males (71%), and the highest numbers of events were among those 19-29 years old (31%), followed by those 30-39 years old (28%), 40-59 years old (27%). Males aged 19-59 accounted for 63% of all suspected overdose events.
- Opioids were associated with 67% of the suspected overdose events. This is likely an underestimate due to patients and clinicians being uncertain of the exact composition of the substances consumed.
- 10% of the patients with a suspected overdose were admitted to hospital.

## BC Ambulance – Suspected Overdose Events

*Data Source: Patient Care Reports, BC Ambulance, BC Emergency Health Services (Additional details below). Preliminary data, numbers subject to change.*

*Preliminary data on suspected overdose events attended by BC Ambulance to the end of March 2018.*

In March 2018, paramedics attended 342 suspected overdose events within Fraser Health, compared to 364 events during February (Appendix – Figure 4). These numbers will likely increase as additional data are received.

From January to March 2018, paramedics responded to 1,150 suspected overdose events within the Fraser Health region (Appendix – Table 3). The age and sex profile of suspected overdose events were similar to trends seen in Emergency Departments; the majority of the events were among males (70%) and those aged 19-39 years (54%).

From January to March 2018:

- 74% of suspected overdose events resulted in the patient being transported to a hospital.
- Paramedics administered naloxone during 293 (25%) overdose events; additional naloxone may have been given by other first responders and by community members before paramedics arrived at the scene.
- Home/residence (44%) and street/highway (29%) were the most common locations where paramedics attended suspected overdose events.

## Naloxone Distribution

*Data Source: BC Take Home Naloxone Program, BC Centre for Disease Control, data extracted May 15, 2018*

Since the declaration of the overdose emergency in April 2016, Fraser Health has worked hard to expand the number of sites distributing Take Home Naloxone (THN) kits.

Between April 2016 and April 2018, 380 new sites were added, bringing the total number of sites to 406.

Furthermore, 169 community sites in the region have registered to receive naloxone boxes for in-facility overdose response.

Between January and March of 2018, there were 3,362 THN kits dispensed in Fraser Health. During 2017, 15,066 THN kits were dispensed within Fraser Health.

Naloxone is available in British Columbia without a prescription. Take Home Naloxone (THN) kits and training are available **at no cost** for community members at risk of overdose and those likely to witness an overdose. Eligible community members can access THN kits and training through approved THN distribution sites across the Fraser Health region. Visit [fraserhealth.ca/overdose](http://fraserhealth.ca/overdose) to find out where you can get a THN kit and training.

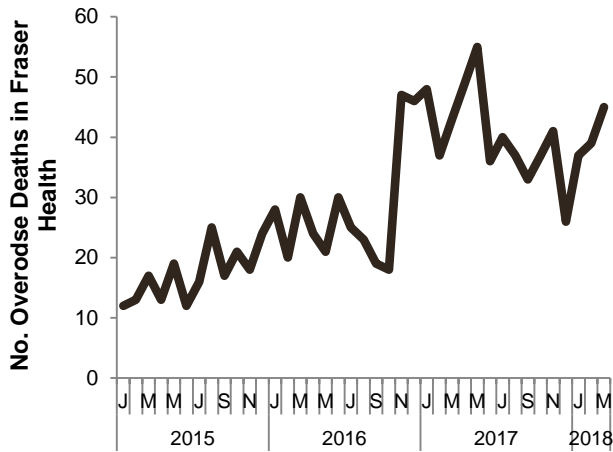
## Additional Information

For more information on the Overdose Public Health Emergency, what you can do and Fraser Health's response, go to <http://www.fraserhealth.ca/overdose>.

## Appendix: Data

### Overdose Deaths

**Figure 2. Monthly illicit drug overdose deaths within Fraser Health.**



Data Source: BC Coroner Service. Preliminary data, numbers subject to change.

**Table 1: Illicit drug overdose deaths within Fraser Health.**

	Deaths Jan-Mar 2018	Projected Deaths 2018*	Deaths 2017	% Change (2018* vs. 2017)
<b>BC</b>	391	1,564	1,446	8
<b>Fraser Health<sup>^</sup></b>	121	484	481	1
Surrey	55	220	177	24
Maple Ridge	6	24	33	-27
Abbotsford	7	28	50	-44
Langley (City+ Township)	11	44	36	22
Burnaby	10	40	44	-9
Chilliwack	8	32	23	39
Coquitlam	6	24	29	-17
New Westminster	7	28	24	17
Other communities	11	44	65	-32

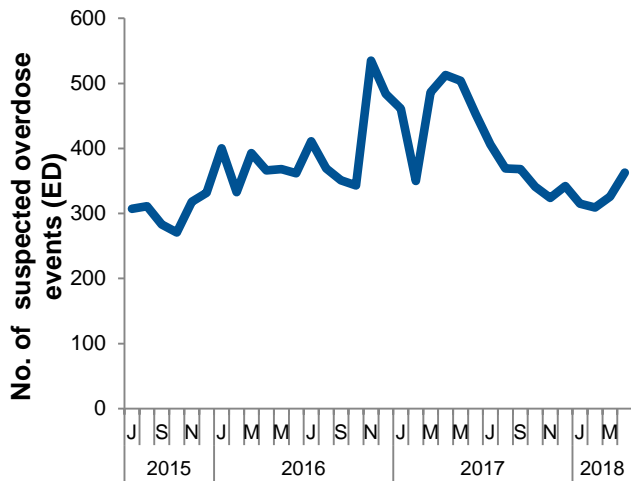
<sup>^</sup> BC Coroner assigns location based on location of injury (i.e. overdose) and if that is missing, location of death.

\* Projected based on available months in 2018.

Data source: BC Coroner Service. Preliminary data, numbers subject to change.

## Suspected Overdose Visits to Emergency Department

**Figure 3. No. of suspected overdose events seen at Fraser Health Emergency Departments.**



Data Source: Fraser Health Emergency Departments

**Table 2. Suspected overdose events presenting at Fraser Health Emergency Departments.**

Community <sup>^</sup> of residence	No. events Apr 2018 (Avg. past 12 months~)	No. events Jan-Apr 2018 (Rate per 100,000*)	No. events 2017 (Rate per 100,000)
Abbotsford	28 (34.5)	127 (319)	477 (399)
Agassiz-Harrison	<5 (<5)	7 (256)	28 (341)
Burnaby	30 (25.0)	97 (138)	317 (150)
Chilliwack	23 (28.6)	93 (337)	394 (476)
City of Langley	9 (10.7)	33 (441)	162 (721)
Coquitlam	16 (14.3)	61 (152)	176 (146)
Delta	15 (9.7)	38 (129)	119 (134)
Hope	<5 (<5)	8 (368)	22 (337)
Maple Ridge	24 (20.8)	71 (305)	305 (437)
Mission	8 (10.2)	31 (253)	149 (405)
New Westminster	14 (12.5)	50 (227)	161 (243)
Pitt Meadows	<5 (<5)	7 (133)	44 (278)
Port Coquitlam	11 (10.8)	40 (239)	128 (255)
Port Moody	6 (5.0)	18 (191)	70 (247)
Surrey	117 (127.0)	451 (309)	1,684 (384)
Township of Langley	12 (13.1)	41 (125)	159 (161)
White Rock	<5 (<5)	12 (195)	59 (320)
<b>Non-Fraser Residents</b>	<b>42 (34.6)</b>	<b>128 (n/a)</b>	<b>463 (n/a)</b>
<b>Fraser Health</b>	<b>363 (368.3)</b>	<b>1,313 (258)</b>	<b>4,917 (322)</b>

<sup>^</sup> Community based on reported residential address. Homeless people assigned to the community where Emergency Department was located.

\* Rate annualized based on available months for 2018.

~ Average of past 12 months, including the current month.

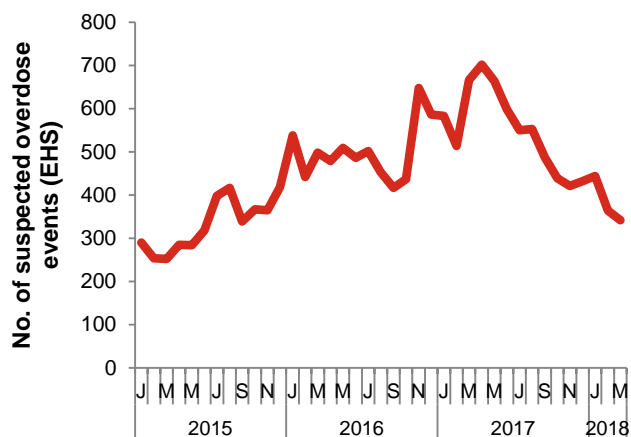
Counts under five reported as <5 as they are potentially identifiable.

Restricted to those 13 years of age or older. Population estimates for 2016 are used effective the September 2017 report.

## Suspected Overdose Events attended by BC Ambulance

Data on suspected overdose events attended by BC Ambulance are current to the end of March 2018.

**Figure 4. No. of suspected overdose events attended by BC Ambulance service within Fraser Health Region.**



Data Source: Patient Care Records data from BC Emergency Service.  
Preliminary data, numbers subject to change.

**Table 3: Suspected overdose events attended by BC Ambulance service within Fraser Health Region.**

Community of event <sup>^</sup>	No. events Mar 2018 (Avg. past 12 months~)	No. events 2018 YTD (Rate per 100,000*)	No. events 2017 (Rate per 100,000)
Abbotsford	57 (56.9)	155 (519)	645 (539)
Agassiz-Harrison	<5 (<5)	<5 (97)	36 (438)
Burnaby	20 (44.8)	65 (123)	557 (264)
Chilliwack	34 (42.2)	104 (503)	475 (574)
City of Langley	16 (21.2)	37 (659)	285 (1,269)
Coquitlam	16 (29.3)	70 (233)	332 (276)
Delta	14 (19.3)	50 (226)	203 (229)
Hope	<5 (<5)	5 (307)	38 (582)
Maple Ridge	20 (31.9)	51 (292)	407 (583)
Mission	9 (18.6)	37 (403)	202 (550)
New Westminster	6 (23.8)	36 (218)	297 (449)
Pitt Meadows	<5 (<5)	6 (152)	57 (360)
Port Coquitlam	5 (13.5)	16 (127)	169 (336)
Port Moody	<5 (<5)	5 (71)	48 (169)
Surrey	118 (217.0)	456 (416)	2,593 (592)
Township of Langley	15 (18.3)	41 (166)	223 (226)
White Rock	<5 (<5)	14 (304)	43 (233)
<b>Fraser Health</b>	<b>342 (555.3)</b>	<b>1,150 (301)</b>	<b>6,610 (433)</b>

Please note: Numbers for the most recent month are likely an underestimate and will increase as entry of BC Ambulance Patient Care Forms is completed.

<sup>^</sup> Community based on location where the paramedics attended to the suspected overdose event

~ Average of past 12 months, including the current month.

\* Rate annualized based on available months for 2018.

Counts under 5 reported as <5 as they are potentially identifiable.

Restricted to those 13 years of age or older. Population estimates for 2016 are used effective the September 2017 report.

## Notes on Data Sources

Please note that numbers in this report are likely an underestimate. This is because first responders (fire, police or paramedics) are not called to all overdose events, not all events are seen at emergency departments and the algorithms used to detect events do not capture all overdoses.

### *BC Coroner Service*

Coroner numbers are preliminary and subject to change as investigations are finalized. Coroner assigns location to events based on location of overdose and location of death. The Coroner's fentanyl overdose report is one month behind overdose deaths reports due to additional time needed for fentanyl testing. Currently, the BC Coroner service combines numbers for City of Langley and Township of Langley.

The coroner illicit drug category includes street drugs (heroin, cocaine, MDMA, methamphetamine, etc.), medications that may not have been prescribed to the deceased, combinations of the above with prescribed medications, and origin of drug not known. Additional information can be found in BC Coroner reports <http://www2.gov.bc.ca/gov/content/safety/public-safety/death-investigation/statistical-reports>.

### *Fraser Health Emergency Department Data*

Fraser Health Overdose Surveillance system is a dynamic syndromic surveillance system which captures suspected overdose events among those 13 years of age or older. These are suspected events and not confirmed cases. These numbers may change as data entry is finalized. The suspected overdose events include those associated with opioids, stimulants, hallucinogens, and unspecified substances. Events were identified based on physician's discharge diagnosis, patient's stated complaint, chief complaint code assigned at triage, and nursing notes associated with the chief complaint. Locations are assigned based on reported residential postal code.

### *BC Ambulance*

Fraser Health receives weekly data from BC Ambulance, BC Emergency Health Services (EHS) via the BC Centre for Disease Control. Data are based on Patient Care Forms completed by paramedics for each event they attend. The data on the most recent cases is delayed by a few weeks due to time needed for collection, transmission, and entry of the information. Patient Care Forms are completed for more than 90% of the events attended by paramedics. These are suspected overdose events and not confirmed cases. These numbers may change as data entry is finalized.

Suspected overdose events are identified based on naloxone administration, provisional impression of 911 dispatch, and provisional impression of the paramedics. We remove events suspected of not being overdose events and those associated primarily with alcohol. Locations are assigned based on latitude and longitude of the location where ambulance was dispatched. In addition to ambulance, other services (police, fire, community organizations, etc.) may also be present during an overdose response in the community.