
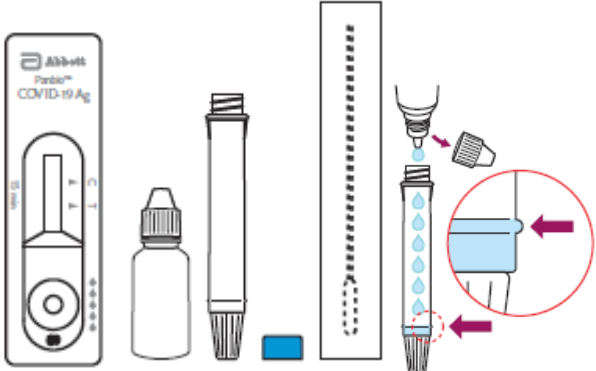
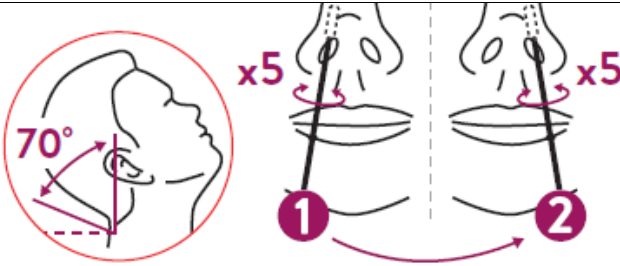
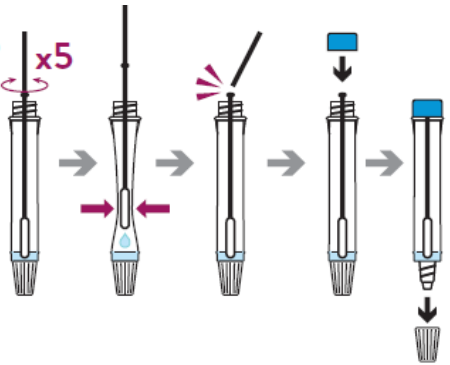
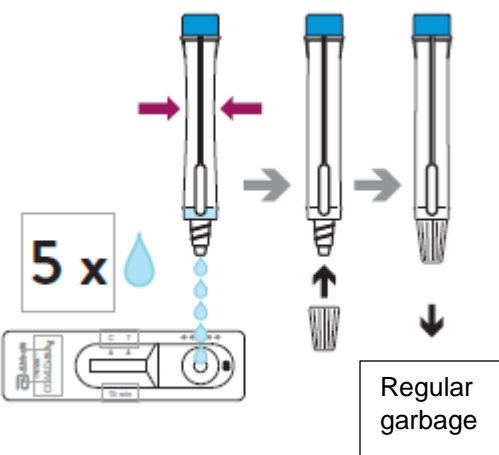
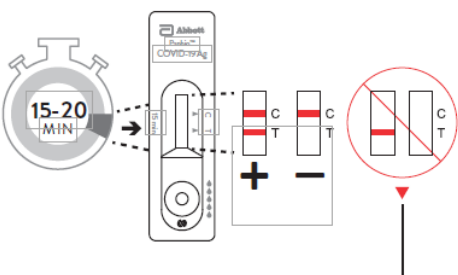



## COVID-19 Rapid Point-of-Care Test Device: Self-swabbing nasal sample collection instructions

Please read all of the following instructions before you begin.

<p>1. <b>View video</b> Scan the QR code to the right or visit <a href="https://www.youtube.com/watch?v=mZYr4Rmj3OE">https://www.youtube.com/watch?v=mZYr4Rmj3OE</a> to view the Panbio COVID-19 Ag Rapid Test Device Nasal Swab Procedure video</p>	
<p>2. <b>Wear a facemask</b> Perform hand hygiene using soap and water or hand sanitizer Stay physically distanced (6ft or 2m), especially while performing the screening test</p>	
<p>3. <b>Collect Supplies</b> Test Device, Buffer, and Extraction Tube with white and blue caps, Nasal swab,</p>	
<p>4. <b>Safely collect the nasal swab</b></p> <ul style="list-style-type: none"> <li>Remove mask ensuring physical distancing is maintained</li> <li>Perform hand hygiene</li> <li>Collect the nasal swab</li> <li>Perform hand hygiene</li> <li>Put on mask</li> </ul>	
<p>5. <b>Insert swab specimen into the extraction tube</b></p>	

<p>6. <b>Sample processing</b>  Dispense 5 drops onto Testing Device  Set timer for 15-20 mins</p>	 <p>5 x</p> <p>Regular garbage</p>
<p>7. <b>Read test results</b></p> <ul style="list-style-type: none"> <li>• <u>minimum</u> 15 minutes</li> <li>• <u>maximum</u> 20 minutes</li> <li>• if invalid, repeat test once</li> </ul>	 <p>15-20 MIN</p> <p>Abbot Rapid-C COVID-19</p> <p>C T</p> <p>+</p> <p>-</p> <p>Regular garbage</p>
<p>8. <b>Report your results</b>  Discard all testing and extraction tube in biohazard container</p>	 <p>Regular garbage</p>