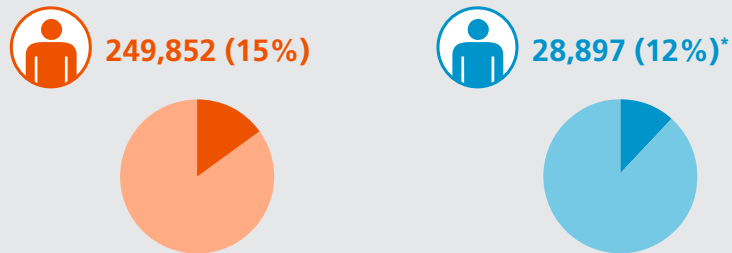


COQUITLAM SENIOR COMMUNITY PROFILE

 **FRASER HEALTH**  **COQUITLAM**

POPULATION STATISTICS¹

SENIOR POPULATION, 2014



INCREASE IN SENIOR POPULATION, 2014 TO 2024



2014 ————— 2024



* The Coquitlam Local Health Area (LHA) data shown includes data from the communities of Coquitlam, Port Coquitlam, and Port Moody.
** Chinese dialect not otherwise specified

Data Sources

1. BC Stats, BC Ministry of Labour and Citizens' Services, P.E.O.P.L.E. 2013 projections
2. Statistics Canada Census, 2011
3. Statistics Canada National Household Survey, 2011, Low Income Measure-After Tax (LIM-AT)
4. Statistics Canada National Household Survey, Aboriginal Population Profile, 2011
5. Statistics Canada, Census 2011

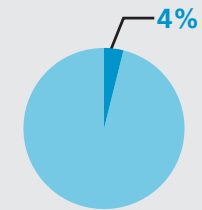
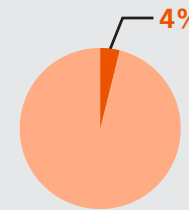
NOTE: Seniors defined as those 65 and older

HOUSING & AFFORDABILITY

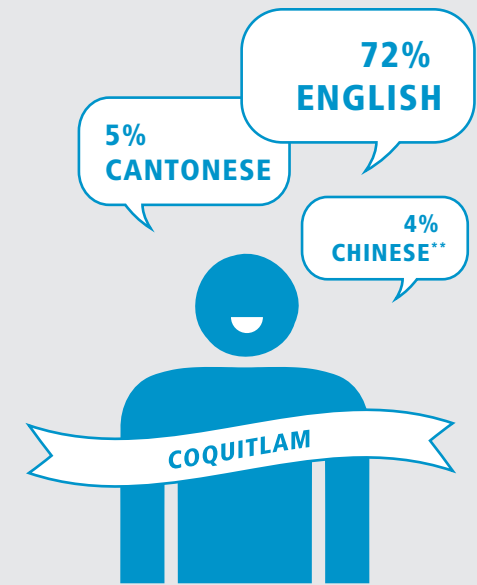
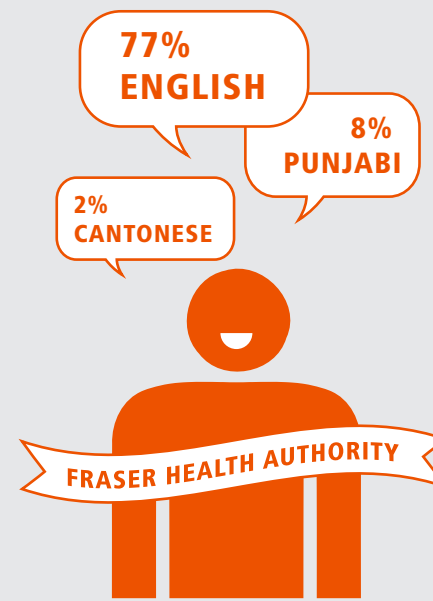


MULTICULTURALISM STATISTICS

PROPORTION OF ABORIGINAL POPULATION 65 YEARS AND OLDER, 2011⁴



MOST COMMON LANGUAGES SPOKEN BY SENIORS, 2011⁵



COQUITLAM SENIOR COMMUNITY PROFILE



HEALTHCARE UTILIZATION & MORTALITY



SENIOR HOSPITALIZATION RATES PER 1,000 PERSONS, FY 2011-12⁶



232



238*



SENIOR CANCER MORTALITY RATES PER 10,000 PERSONS, 2007-2011⁷



95



97*



SENIOR EMERGENCY ROOM (ER) UTILIZATION RATES PER 1,000 PERSONS, FY 2012-13⁸



570



496*

People may repeatedly visit an ER more than once a year. This may result in ER utilization rates greater than 1,000.

FY = Fiscal Year

* The Coquitlam Local Health Area (LHA) data shown includes data from the communities of Coquitlam, Port Coquitlam, and Port Moody.

Data Sources

6. CIHI Discharge Abstract Database, FY 2011-12. Includes patients hospitalized in non-Fraser Health hospitals

7. BC Cancer Agency 2011 Regional Cancer Report, 2007-2011

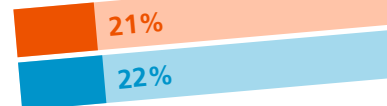
8. Fraser Health, Meditech, FY 2012-13. P.E.O.P.L.E 2012 projections. Includes patients seen in non-Fraser Health hospitals

9. 2013 Ministry of Health Chronic Disease registries, FY 2011-12

NOTE: Seniors defined as those 65 and older

CHRONIC DISEASE PREVALENCE, FY 2011-12⁹

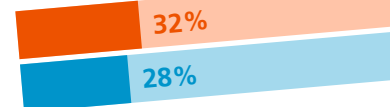
Osteoporosis



History of Stroke Hospitalization



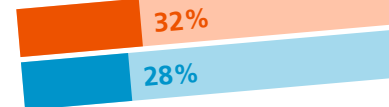
Osteoarthritis



Dementia



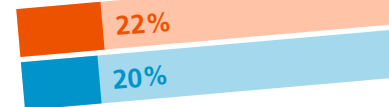
Depressive Symptoms



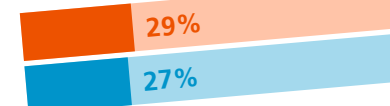
COPD



Cardiovascular Disease



Diabetes



Note: Coquitlam LHA data shown