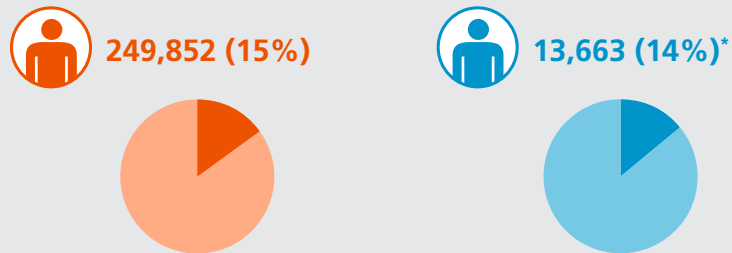


# PITT MEADOWS SENIOR COMMUNITY PROFILE

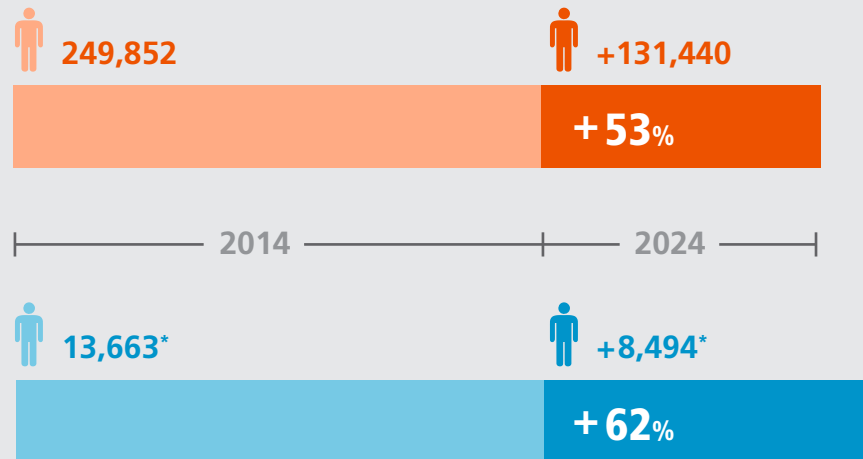
 **FRASER HEALTH**  **PITT MEADOWS**

## POPULATION STATISTICS<sup>1</sup>

SENIOR POPULATION, 2014



INCREASE IN SENIOR POPULATION, 2014 TO 2024




## HOUSING & AFFORDABILITY




## MULTICULTURALISM STATISTICS

PROPORTION OF ABORIGINAL POPULATION 65 YEARS AND OLDER, 2011<sup>4</sup>



MOST COMMON LANGUAGES SPOKEN BY SENIORS, 2011<sup>5</sup>



\* Maple Ridge Local Health Area (LHA) data is shown due to unavailability of community level data from Pitt Meadows.

**Data Sources**

1. BC Stats, BC Ministry of Labour and Citizens' Services, P.E.O.P.L.E. 2013 projections
2. Statistics Canada Census, 2011
3. Statistics Canada National Household Survey, 2011, Low Income Measure-After Tax (LIM-AT)
4. Statistics Canada National Household Survey, Aboriginal Population Profile, 2011
5. Statistics Canada, Census 2011

NOTE: Seniors defined as those 65 and older

# PITT MEADOWS SENIOR COMMUNITY PROFILE

 **FRASER HEALTH**  **PITT MEADOWS**

## HEALTHCARE UTILIZATION & MORTALITY



**SENIOR HOSPITALIZATION RATES PER 1,000 PERSONS, FY 2011-12<sup>6</sup>**



**232**



**256\***



**SENIOR CANCER MORTALITY RATES PER 10,000 PERSONS, 2007-2011<sup>7</sup>**



**95**



**121\***



**SENIOR EMERGENCY ROOM (ER) UTILIZATION RATES PER 1,000 PERSONS, FY 2012-13<sup>8</sup>**



**570**

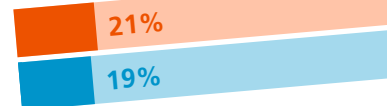


**575\***

People may repeatedly visit an ER more than once a year.  
This may result in ER utilization rates greater than 1,000.

## CHRONIC DISEASE PREVALENCE, FY 2011-12<sup>9</sup>

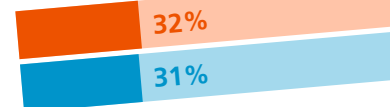
Osteoporosis



History of Stroke Hospitalization



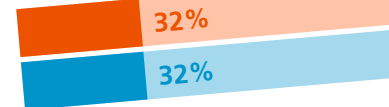
Osteoarthritis



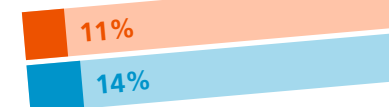
Dementia



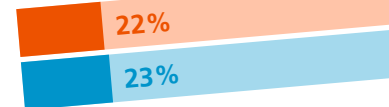
Depressive Symptoms



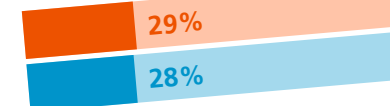
COPD



Cardiovascular Disease



Diabetes



Note: Maple Ridge LHA data shown

FY = Fiscal Year

\* Maple Ridge Local Health Area (LHA) data is shown due to unavailability of community level data from Pitt Meadows.

**Data Sources**

6. CIHI Discharge Abstract Database, FY 2011-12. Includes patients hospitalized in non-Fraser Health hospitals

7. BC Cancer Agency 2011 Regional Cancer Report, 2007-2011

8. Fraser Health, Meditech, FY 2012-13. P.E.O.P.L.E 2012 projections. Includes patients seen in non-Fraser Health hospitals

9. 2013 Ministry of Health Chronic Disease registries, FY 2011-12

NOTE: Seniors defined as those 65 and older